



Tapper, R., Longana, M., Yu, H., Hamerton, I., & Potter, K. (2018). Development of a closed-loop recycling process for discontinuous carbon fibre polypropylene composites. *Composites Part B: Engineering*, 146, 222-231.
<https://doi.org/10.1016/j.compositesb.2018.03.048>

Peer reviewed version

Link to published version (if available):
[10.1016/j.compositesb.2018.03.048](https://doi.org/10.1016/j.compositesb.2018.03.048)

[Link to publication record in Explore Bristol Research](#)
PDF-document

This is the author accepted manuscript (AAM). The final published version (version of record) is available online via Elsevier at <https://www.sciencedirect.com/science/article/pii/S1359836818301896> . Please refer to any applicable terms of use of the publisher.

University of Bristol - Explore Bristol Research

General rights

This document is made available in accordance with publisher policies. Please cite only the published version using the reference above. Full terms of use are available:
<http://www.bristol.ac.uk/red/research-policy/pure/user-guides/ebr-terms/>

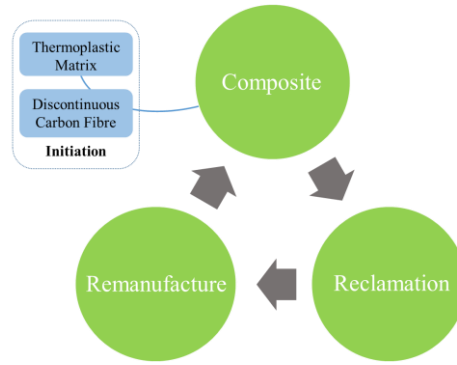


Fig. 1. The closed-loop methodology in brief; post initiation the cycle requires no additional material to propagate.

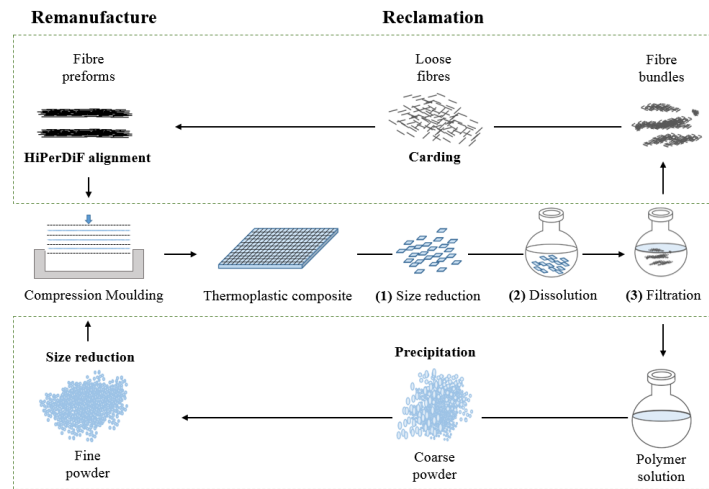


Fig. 2. A flow chart outlining the experimental detail of closed-loop recycling methodology, highlighting the reclamation and re-manufacturing processes.

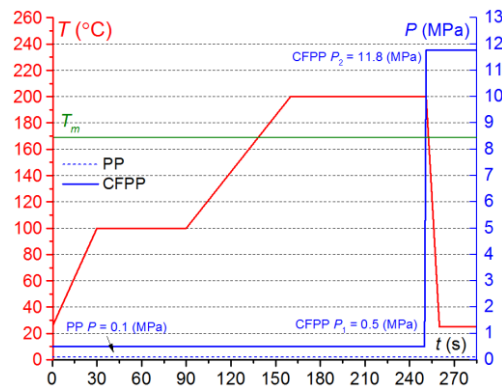


Fig. 3. Compression moulding schedule for PP and CFPP specimens.




Fig. 4. High resolution scan of: (a) a necked r_2 PP dumbbell specimen with speckled pattern. (b) vCFPP specimen with speckle pattern.

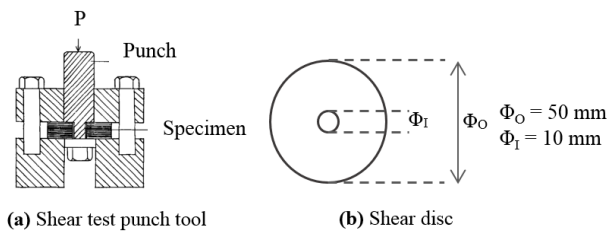


Fig. 5. ASTM D732 Punch shear test: (a) punch assembly and (b) Shear punch disc.

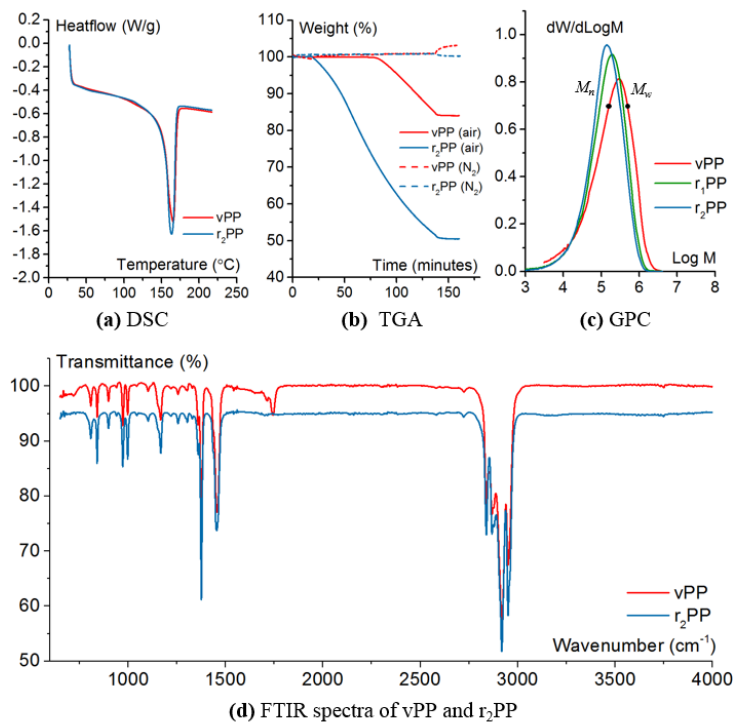


Fig. 6. a) DSC thermograms of vPP and r_2 PP. b) Isothermal TGA thermographs of vPP and r_2 PP, taken in air. c) GPC molecular weight distributions for vPP, r_1 PP and r_2 PP. d) FTIR spectra of vPP and r_2 PP.

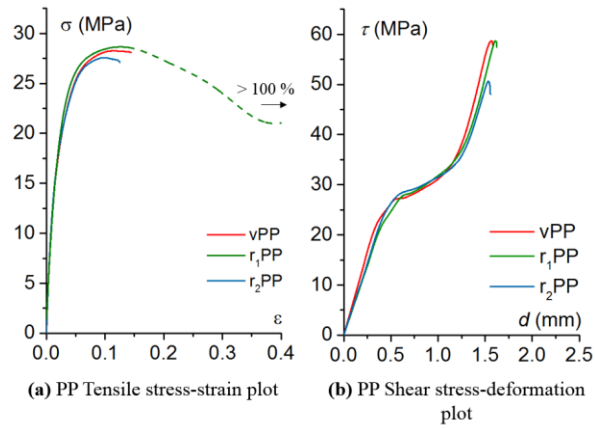


Fig. 7. (a) Stress-strain curves for PP after each recycling loop. (b) Stress-displacement plots for PP after each recycling loop.

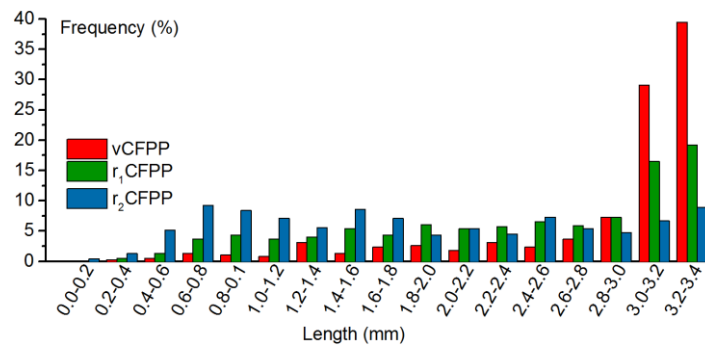

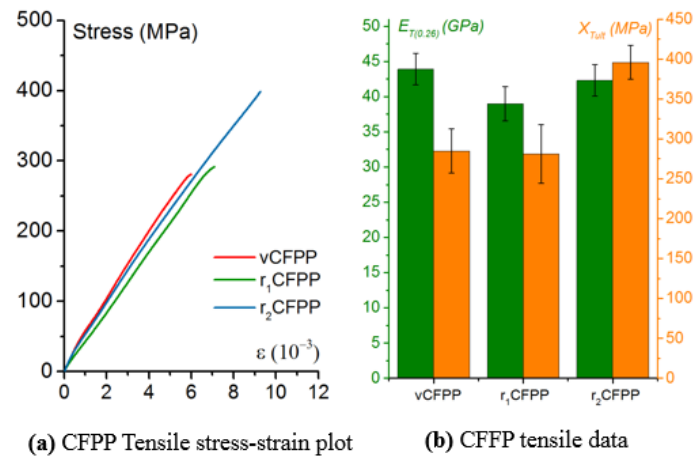


Fig. 8. Fibre length distributions of vCFPP, r₁CFPP and r₂CFPP showing percentages of fibres in effective fibre range.

Fig. 9. SEM micrographs for; a) vCFPP, b) r₁CFPP and c) r₂CFPP.Fig. 10. a) Stress-strain curves for CFPP specimens after each loop. b) Bar chart comparing the tensile stiffness (normalised to 26 % V_f) and ultimate tensile strength of CFPP after each recycling loop.

	Morphology	Density	M_p	T_g	Crystallinity	M_w	M_n	PDI
		$g\ cm^{-3}$	$^{\circ}C$	$^{\circ}C$	%	$g\ mol^{-1}$	$g\ mol^{-1}$	
PP	pellet	0.91	166	10	45	3.4×10^5	9.7×10^4	3.5

Table 1. Properties of polypropylene.

	Length	Density	Diameter	E_T	X_T
	mm	$g\ cm^{-3}$	μm	GPa	MPa
CF	3	1.82	7	225	4344

Table 2. Properties of carbon fibres.

	Shred Size	Solvent	Temperature	Time	Non-solvent	Concentration	Solvent Ratio	Fibre Yield	Matrix Yield
	mm^3		$^{\circ}C$	$mins$		% w/v	S:NS	%	%
PP	100	xylene	135	180	acetone	15	1:3	-	90
CFPP	125	xylene	135	60	acetone	1	1:3	94	93

Table 3. Reclamation parameters for each feedstock material.

	CF mass	PP mass	Predicted V_{Ff}	Temperature	Pressure	Actual CF V_{Ff}	Flash
	mg	g	%	$^{\circ}C$	MPa	%	%
PP	-	20	-	200	1	-	12
CFPP	123	0.200	25	200	11.8	30	16

Table 4. Remanufacture parameters, composite volume fractions and wastage.

	M_n	M_w	PDI
	$\times 10^4\ (g\ mol^{-1})$	$\times 10^5\ (g\ mol^{-1})$	
vPP	6.58 (1.0)*	3.28 (2.0)	4.87
r ₁ PP	6.30 (14)	2.21 (0.1)	3.59
r ₂ PP	6.00 (5.1)	1.95 (2.4)	3.35

* Coefficient of variance

Table 5. The GPC/SEC analysis of polypropylene after each recycling iteration.

	E_T	X_{Tult}	e_{Tult}	S	T_m	Crystallinity
	GPa	MPa	%	MPa	$^{\circ}C$	%
vPP	1.38 (1.8)*	27.8 (1.5)	10.9 (4.9)	59.7 (3.8)	166 (0.3)	47.3 (4.2)
r ₁ PP	1.44 (6.9)	27.1 (4.7)	11.8 (9.0)	58.2 (5.4)	167 (0.3)	44.9 (0.9)
r ₂ PP	1.39 (6.7)	27.3 (5.8)	9.0 (16.5)	50.4 (6.4)	165 (1.7)	50.4 (2.3)

* Coefficient of variance

Table 6. The material characterisation data for PP after each recycling loop.

	E_T	V_{Ff}	$E_T(0.26)$	e_{Tult}	X_{Tult}	ρ
	GPa	(%)	MPa	%	MPa	$g\ cm^{-3}$
vCFPP	44.0 (5.0)*	26.2 (8.4)	43.9 (5.1)	0.69 (12)	285 (9.7)	1.00 (2.6)
r ₁ CFPP	39.2 (6.0)	26.2 (4.6)	39.0 (5.5)	0.70 (8.8)	281 (13)	1.00 (2.5)
r ₂ CFPP	42.8 (5.6)	26.3 (3.6)	42.3 (5.1)	0.99 (4.4)	396 (5.4)	1.00 (4.3)

Table 7. The mechanical performance of CFPP specimens after each recycling iteration.