



Brewster, C. D., Ting, V. P., Terry, L. R., Rochat, S., & Tian, M.  
(2021). *Semi-empirical Modelling of Hydrogen Sorption Isotherms*.

Peer reviewed version

[Link to publication record on the Bristol Research Portal](#)  
PDF-document

## University of Bristol – Bristol Research Portal

### General rights

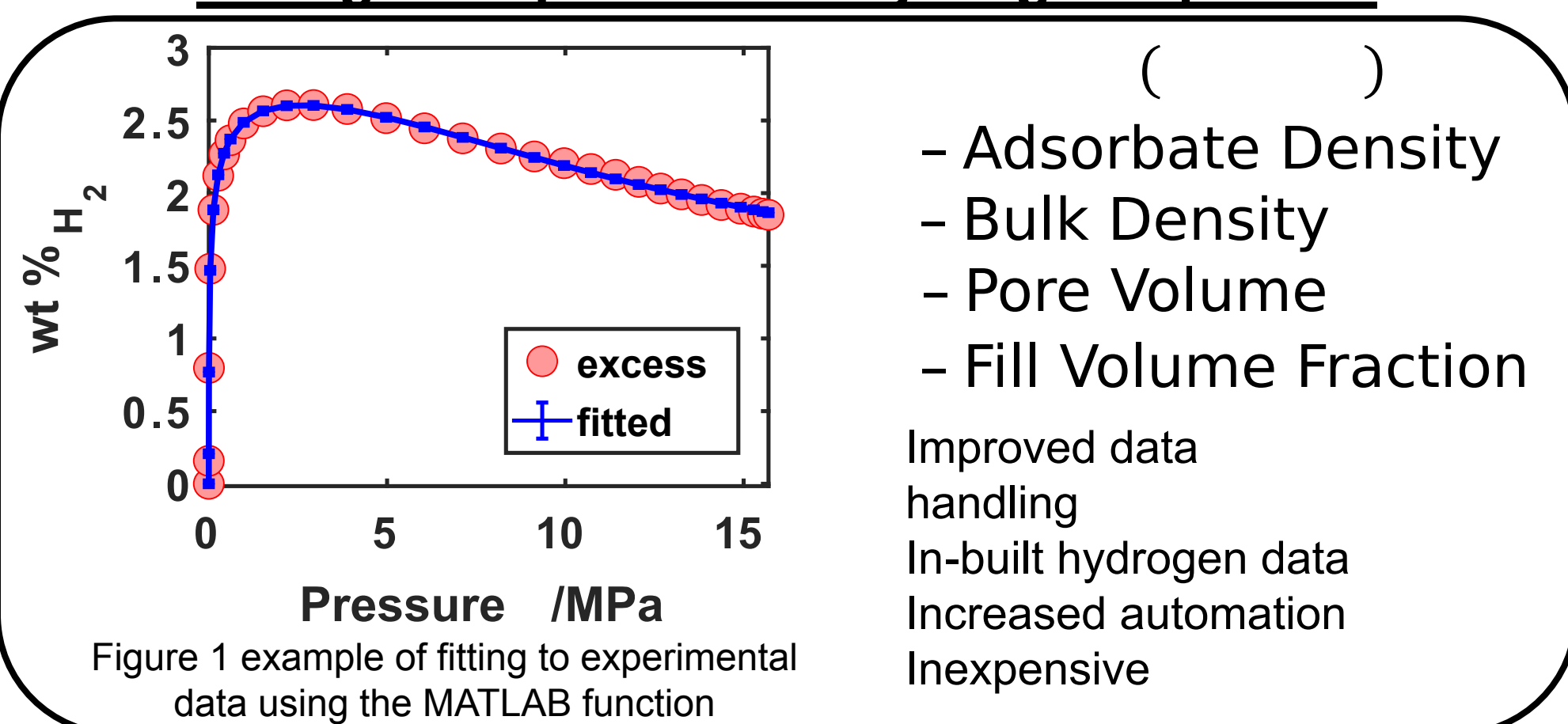
This document is made available in accordance with publisher policies. Please cite only the published version using the reference above. Full terms of use are available:  
<http://www.bristol.ac.uk/red/research-policy/pure/user-guides/brp-terms/>

# Semi-empirical Modelling of Hydrogen Sorption Isotherms

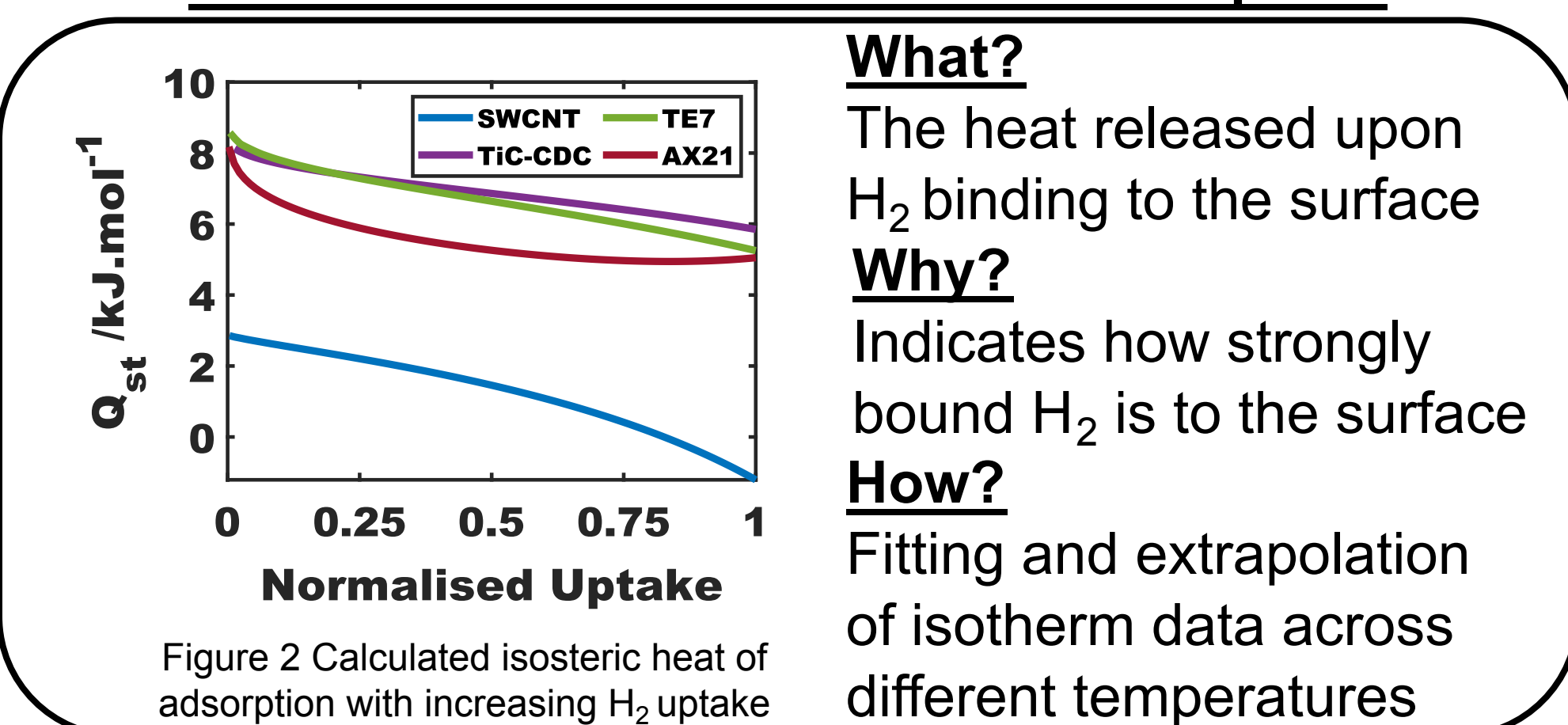
Mr Charles Brewster, Dr Sebastien Rochat, Dr Mi Tian, Dr Lui Terry, Prof. Valeska Ting

Solid-state hydrogen storage is the **key to environmentally -friendly fuel economy**. Several reports have demonstrated adsorption within **micropores** can densify hydrogen past the solid phase [1] moving the field closer to practical hydrogen storage. However, determination of adsorbate hydrogen density is **difficult, expensive and time-consuming**. Semi-empirical modelling can provide an estimate of density from gas sorption isotherms. To simplify/automate this process, two MATLAB functions were developed to calculate the adsorbate density and heat of adsorption directly from gas sorption data. These were used to identify material properties leading to greater hydrogen density to facilitate the rational design of **microporous carbon materials for nano-composite hydrogen storage vessels**.

## Fitting of Experimental Hydrogen Uptakes



## Calculation of Isothermic Heat of Adsorption



## Results

Higher Heat of Adsorption = Higher Density

Disordered porous networks beneficial for Hydrogen densification

More micropores (< 2 nm) and ultra-micropores (< 0.7 nm) better for densification

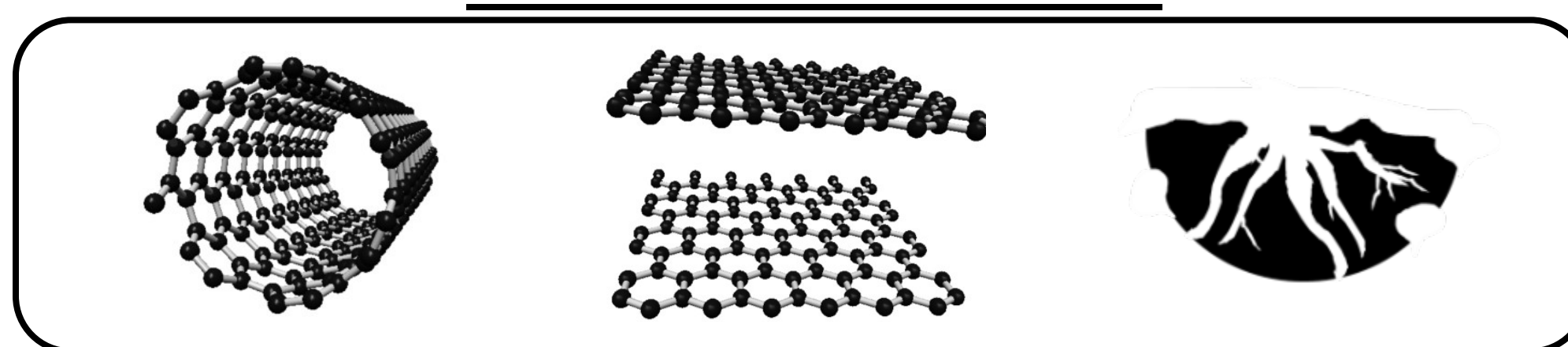
## Conclusion

Fitting function adequately fits all data for all materials at any temperature

Values from fitting can be passed directly to the second function to calculate the heat of adsorption

Chemical modification or optimisation of pore geometry may increase heat of adsorption

## Porous Carbon Materials



Material (pore geometry)	BET SSA /m <sup>2</sup> .g <sup>-1</sup>	Total V <sub>p</sub> /cm <sup>3</sup> .g <sup>-1</sup>	Pore Size /nm
SWCNTs (cylindrical)	945	0.89	0.58, 0.95 and 1.16
TIC-CDC (slit)	1107	0.46	0.66
TE7 (disordered)	1234	1.33	0.68, 1.2 and 1.5
AX21 (disordered)	2524	1.82	1.3 and 1.5 -5

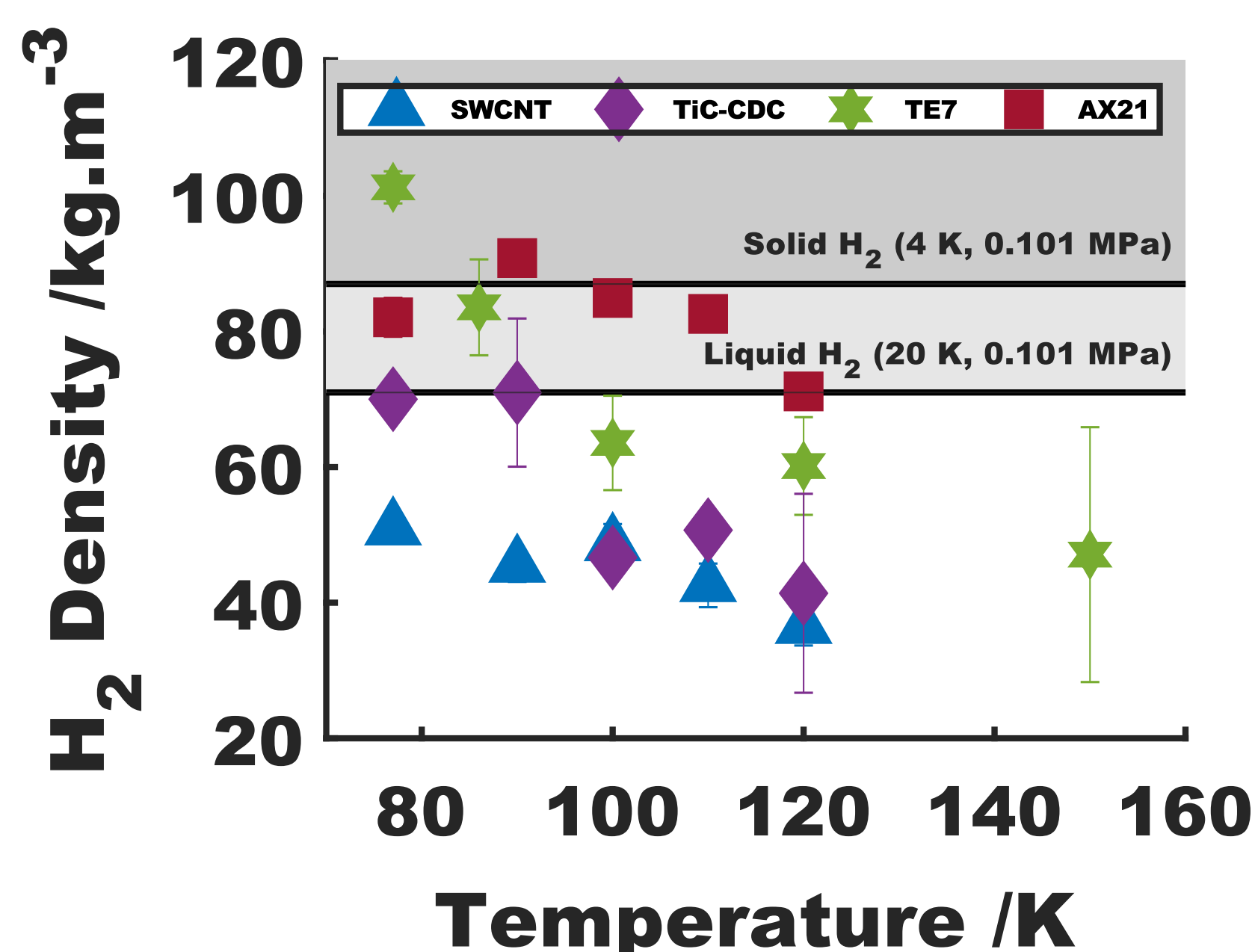


Figure 3 Plot showing the effect of temperature versus adsorbate density determined through used of the MATLAB (AX21 90-120 K inclusive are taken from Bimbo et al.)[2]

## References

1. Ting VP, Ramirez-Cuesta AJ, Bimbo N, Sharpe JE, Noguera-Diaz A, Presser V, et al. Direct evidence for solid-like hydrogen in a nanoporous carbon hydrogen storage material at supercritical temperatures. *ACS nano*. 2015;9(8):8249-54.
2. Bimbo, N., et al., *Isosteric enthalpies for hydrogen adsorbed on nanoporous materials at high pressures*. *Adsorption*, 2014. 20(2-3): p. 373-384.