



Whitcomb, L., Green, L. E., Kaler, J., Ul-Hassan, A., Calvo-Bado, L. A., Medley, G. F., Grogono-Thomas, R., & Wellington, E. M. H. (2014). A longitudinal study of the role of *Dichelobacter nodosus* and *Fusobacterium necrophorum* load in initiation and severity of footrot in sheep. *Preventive Veterinary Medicine*, 115(1-2), 48-55.
<https://doi.org/10.1016/j.prevetmed.2014.03.004>

Publisher's PDF, also known as Version of record

License (if available):
CC BY

Link to published version (if available):
[10.1016/j.prevetmed.2014.03.004](https://doi.org/10.1016/j.prevetmed.2014.03.004)

[Link to publication record in Explore Bristol Research](#)
PDF-document

This is the final published version of the article (version of record). It first appeared online via Elsevier at <http://www.sciencedirect.com/science/article/pii/S0167587714000993>. Please refer to any applicable terms of use of the publisher.

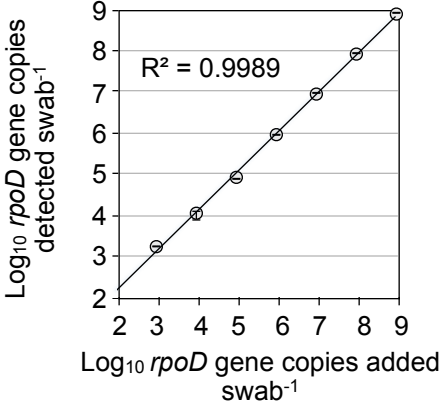
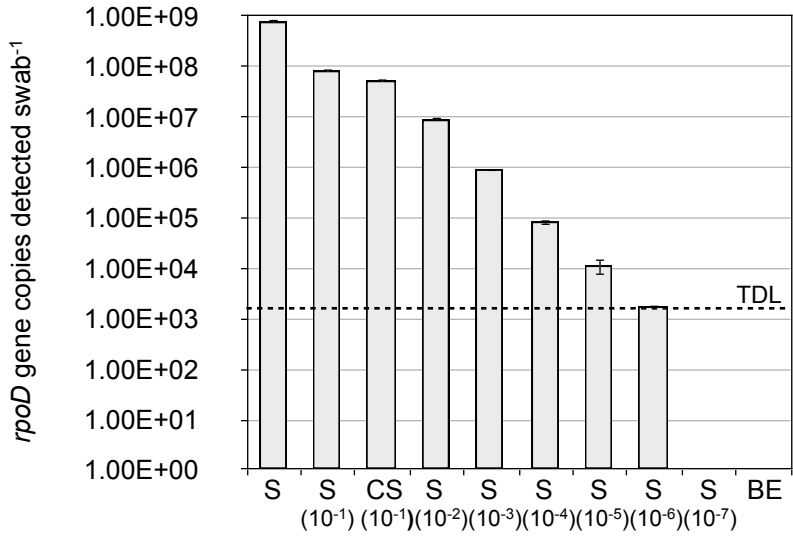
University of Bristol - Explore Bristol Research

General rights

This document is made available in accordance with publisher policies. Please cite only the published version using the reference above. Full terms of use are available:
<http://www.bristol.ac.uk/red/research-policy/pure/user-guides/ebr-terms/>

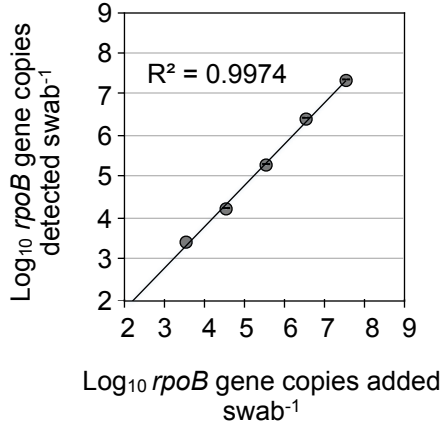
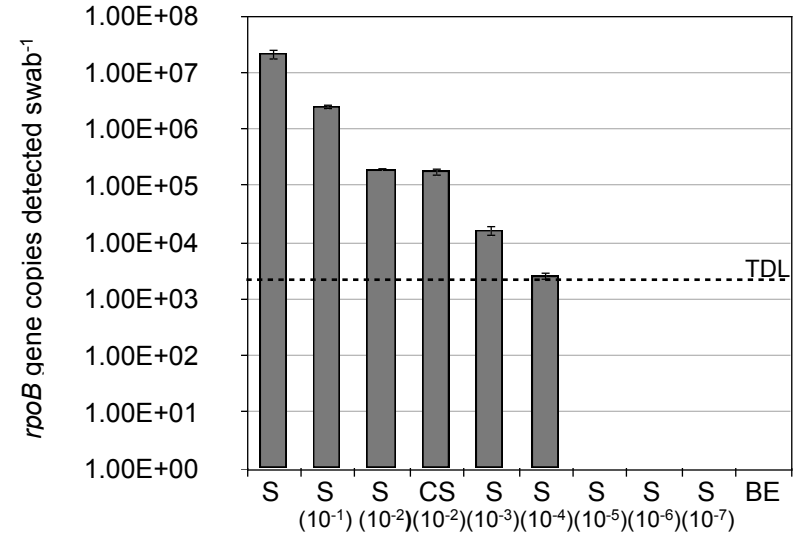
Supplementary Information

A



Dilution / sample

B



Dilution / sample

Analytical sensitivity of (A) *D. nodosus* (*rpoD*) and (B) *F. necrophorum* (*rpoB*) qPCR assays for swabs determined by spiking experiments. Data presented as last detectable dilution (S) with theoretical detection limit (TDL) indicated and log₁₀ *rpoD/rpoB* copies detected swab⁻¹ against log₁₀ *rpoD/rpoB* copies added swab⁻¹.