



Patil, A., Li, W., Yang, Y., Huang, X., Wang, Q., Liu, L., Wang, M., Tan, X., & Luo, T. (2016). Compressed CO<sub>2</sub> mediated synthesis of bifunctional periodic mesoporous organosilicas with tunable porosity. *Chemical Communications*, 52(62), 9668-9671.  
<https://doi.org/10.1039/C6CC04741F>

Peer reviewed version

License (if available):  
Unspecified

Link to published version (if available):  
[10.1039/C6CC04741F](https://doi.org/10.1039/C6CC04741F)

[Link to publication record in Explore Bristol Research](#)  
PDF-document

This is the author accepted manuscript (AAM). The final published version (version of record) is available online via RSC at <http://pubs.rsc.org/en/Content/ArticleLanding/2016/CC/C6CC04741F#!divAbstract>. Please refer to any applicable terms of use of the publisher.

## University of Bristol - Explore Bristol Research


### General rights

This document is made available in accordance with publisher policies. Please cite only the published version using the reference above. Full terms of use are available:  
<http://www.bristol.ac.uk/red/research-policy/pure/user-guides/ebr-terms/>

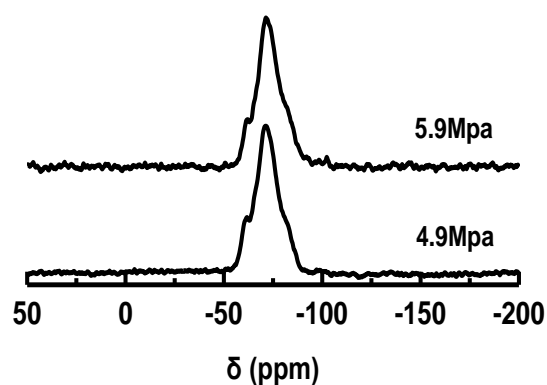
Compressed CO<sub>2</sub> mediated synthesis of bifunctional periodic mesoporous organosilicas with tunable porosity

Wei Li, Yanjuan Yang, Xin Huang, Qian Wang, Lifei Liu, Meijin Wang, Xiuniang Tan, Tian Luo and Avinash J Patil

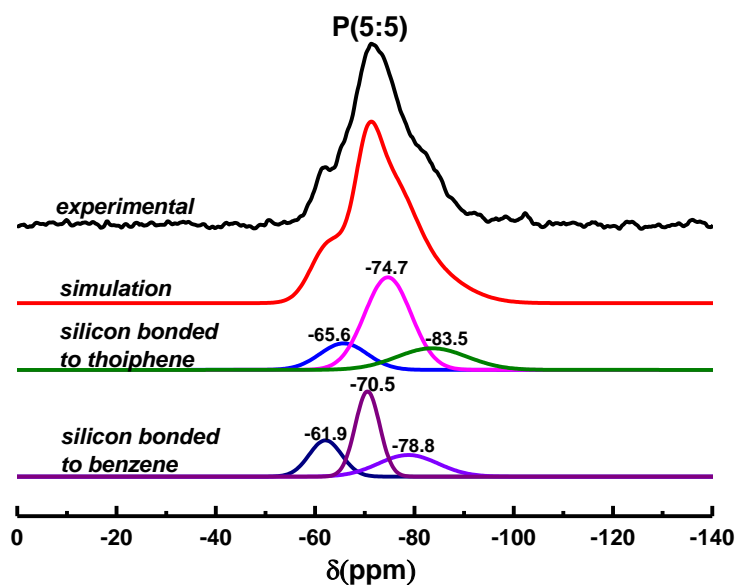
## Supporting Information



**Figure S1** Typical SEM image of the bifunctional PMOs synthesized with P123 as SDA and BTET/BTEB as the organosilica precursors with CO<sub>2</sub> pressure of 5.90MPa .



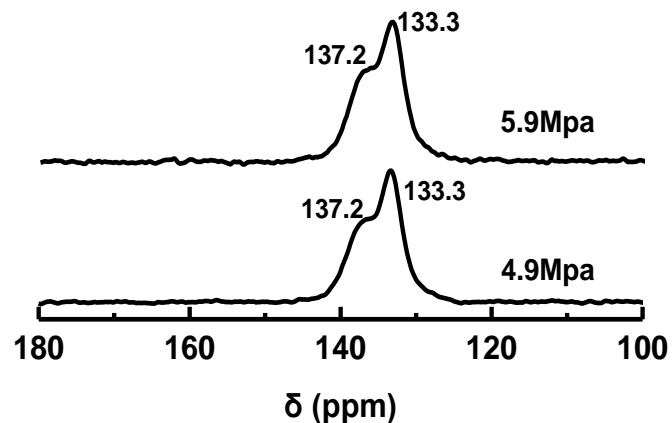
**Figure S2** <sup>29</sup>Si MAS NMR spectra of the bifunctional PMOs synthesized with P123 as SDA and BTET/BTEB as the organosilica precursors with different CO<sub>2</sub> pressure.



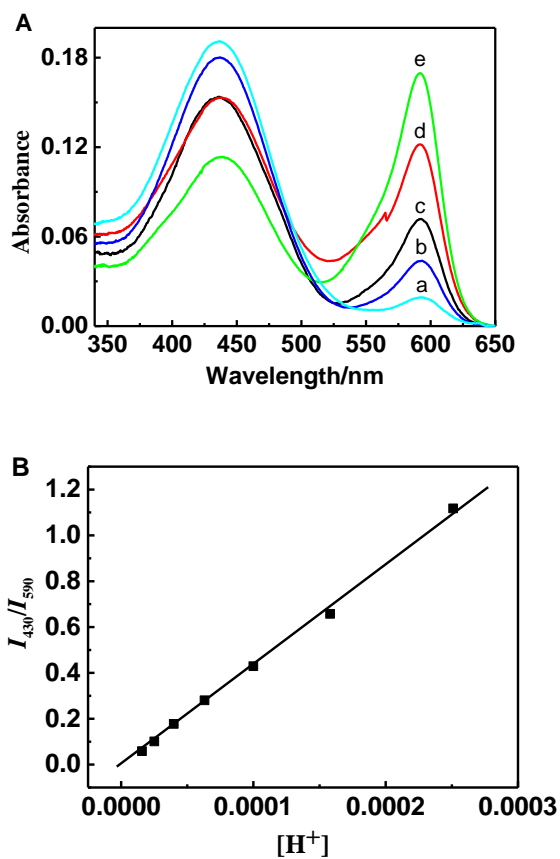
**Figure S3.** Simulation of the  $^{29}\text{Si}$  MAS NMR spectra of the bifunctional PMO materials according to Figure S2.

Pressure (MPa)	$T^n(\text{thiophene})[\%]$			$T^n(\text{benzene})[\%]$			Ratio $\sum$ $T^n_{\text{thiophene}}:$ $T^n_{\text{benzene}}$
	$T^1$	$T^2$	$T^3$	$T^1$	$T^2$	$T^3$	
5.90	10	27	13	12	25	13	1:1
4.90	10	27	13	12	25	13	1:1

**Table S1.**  $^{29}\text{Si}$  MAS NMR data of the bifunctional PMO materials synthesized with P123 as SDA and BTET/BTEB as organosilica precursors with different  $\text{CO}_2$  pressure



**Figure S4.**  $^{13}\text{C}$  MAS NMR spectra of the bifunctional PMOs synthesized with P123 as SDA and BTET/BTEB as organosilica precursors with different  $\text{CO}_2$  pressure.



**Figure S5.** (A) Absorption spectra of BPB ( $4 \times 10^{-6}$  M) in citric acid buffers of pH 3.0 (a), 3.2 (b), 3.4 (c), 3.6 (d), and 3.8 (e) over the wavelength range of 350–660 nm. (B) Dependence of the ratio  $I_{430}/I_{590}$  on the hydrogen ion concentration of citric acid buffers.